

Führungsschienen, Rolladenkästen

Abmessungen

Standard

FS 53x22

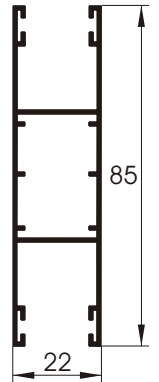
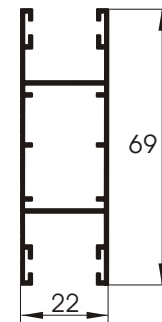
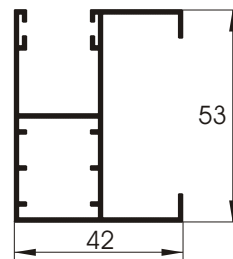
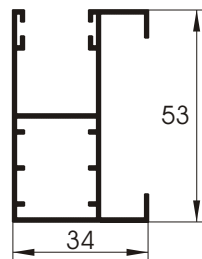
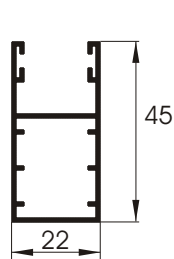
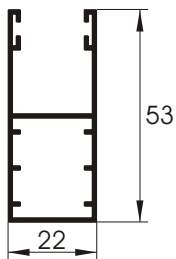
FS 45x22

FS 53x34

FS 53x42

DFS 69x22

DFS 85x22



Führungsschienen für Minirollläden

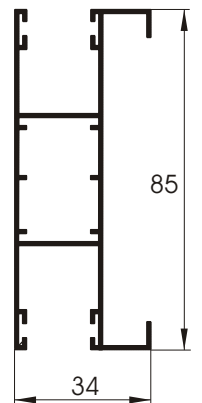
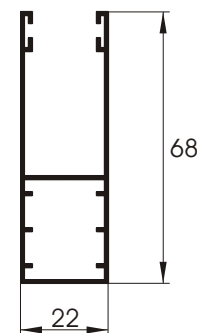
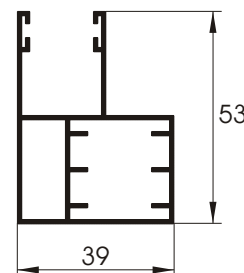
Sind 2 mm stranggepresste, pulverbeschichtete Aluminium- Profile mit Geräuschdämpfungseinlagen aus PVC.

Die Hohlkammer dient zur Aufnahme der Steckzapfen (Rollladenkasten-Blendkappe).

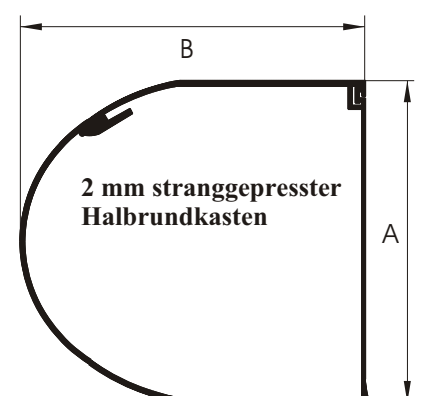
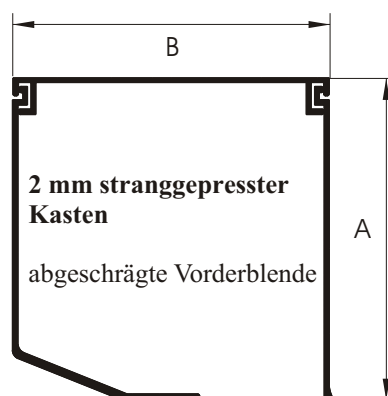
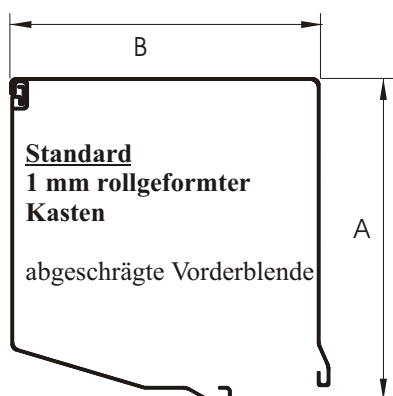
FS 53x39

FS 68x22

DFS 85x34



Abmessungen Rolladenkästen



Größen:

Schräge Ausführung

A=B

100, 125, 138, 150, 165, 180, 205

Schräge Ausführung

A=B

90, 100, 125, 138, 150, 165, 180, 205

A

138

165

205

B

148

176

218